

(write family name above)

Family Emergency Plan

This Plan belongs to:

(write family MEMBER name above)

From the **Pleasant Grove 1st Ward**

Key:

W/S = Work or School

Add = Address

www.PGWard.org for more info or to download a digital version.

Emergency Family Plan Kit Steps

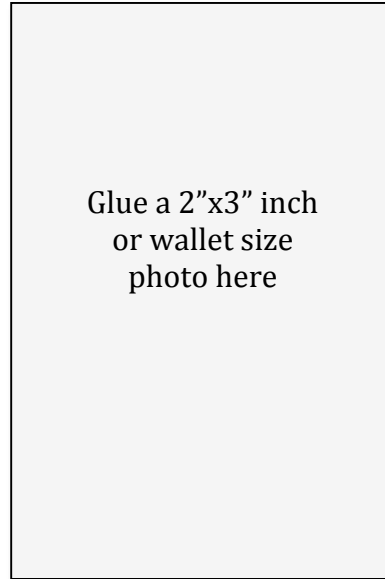
When you're done your whole family will have their very own booklets.

My 72-Hour Kit Location:

1. Fill in all each page with the information, which **only** applies to the **whole FAMILY** including **Block Captains**. Contact Clark & Linda Winegar Fidjiti@Fidjiti.com if you are not sure who your block captains are. Fill in anywhere it says Family or where the info would be the same for each family member including pets.
2. Discuss & fill in your **Family's Reunion Points & Security Words**
3. Get **Wallet Size Pictures** of all of the people you'll be including; your family, contacts or friends. (2"x3" picture or smaller will fit perfectly.) Glue them down!
4. Make 1 copy for each family member. (i.e. 5 people in your family = 5 Copies.)
5. Fill in the spaces which apply to each **individual** person. **Personal Info** Page, **Health & Medical Info**, and **Relation** spaces in each contact sheet. (i.e. Molly Mormon, DOB 1/1/80, Favorite food is tacos, she works at the mall on 123 State Street in Orem, allergic to nuts, Dr Niceguy...)
6. **Cut** each quadrant into 5.5" x 4.25", put in order, **Staple** & put in a **zip-lock** baggie for protection.
7. Put each persons **copy** in their **72 hour kits**. You can make extra copies for the car or kitchen if needed.

My Personal Info

(write **MY** name above)



Date of Birth: _____

Social Security Number: _____

Home Phone: _____

Cell/Other Phone: _____

My Eye Color: _____

My Hair Color: _____

My Height/Weight: _____ / _____

My Home Add: _____

My Email: _____

My W/S Add: _____

My W/S Phone: _____

My W/S Evacuation Spot: _____

My Health & Medical Info



My Dr Name: _____

My Dr. Phone Number: _____

My Pharmacist: _____

My Pharmacist Phone Number: _____

Family Insurance Company: _____

Family Insurance Phone Number: _____

Family Insurance Policy Number: _____

My Medical Conditions: _____

My Allergies: _____

Blood Type: _____

Family Reunion Points

Safe Room (inside Home): _____

List 3-4 places where you plan to go if you cannot stay in your home, such as neighbors' or relatives' homes/schools /community centers. If you arrive home after an emergency & no one is there, this will give you some places to start looking.

1. Right outside the home: _____

Location Address: _____

Location Phone: _____

2. Location Name: _____

Location Address: _____

Location Phone: _____

3. Location Name: _____

Location Address: _____

Location Phone: _____

4. Out-of-State Location Name: _____

Location Address: _____

Location Phone: _____

Visit: www.RedCross.org for more info on types of disasters.

Our Block Captains

#1

(write **our Block Captain's** name above)

Home Phone: _____ Cell/Other Phone: _____

Home Add: _____

Email: _____

#2

(write **our Block Captain's** name above)

Home Phone: _____ Cell/Other Phone: _____

Home Add: _____

Email: _____

#3

(write **our Block Captain's** name above)

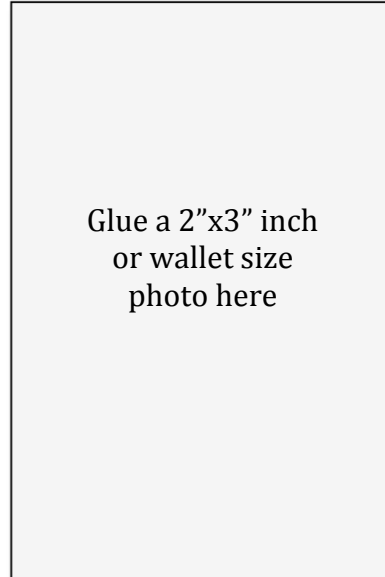
Home Phone: _____ Cell/Other Phone: _____

Home Add: _____

Email: _____

In-Town or In-State Contact (circle one)

(write **contact** name above)



Date of Birth: _____

Relation to **ME**: _____

Home Phone: _____

Cell/Other Phone: _____

Security Word: _____

Other Info: _____

Home Add: _____

Email: _____

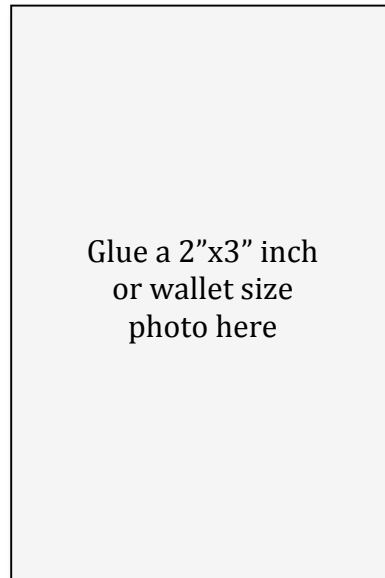
W/S Add: _____

W/S Phone: _____

Nearest Cross Streets: _____

Out-of-town or Out-of-State Contact (circle one)

(write **contact** name above)



Date of Birth: _____

Relation to **ME**: _____

Home Phone: _____

Cell/Other Phone: _____

Security Word: _____

Other Info: _____

Home Add: _____

Email: _____

W/S Add: _____

W/S Phone: _____

Nearest Cross Streets: _____

My Family Member



(write **Family Member** name above)

Glue a 2"x3" inch
or wallet size
photo here

Date of Birth: _____
Relation to **ME**: _____
Home Phone: _____
Cell/Other Phone: _____
Eye Color: _____
Hair Color: _____
Height/Weight: _____/_____

Home Add: _____
Email: _____
W/S Add: _____
W/S Phone: _____
W/S Evacuation Spot: _____

My Family Member



(write **Family Member** name above)

Glue a 2"x3" inch
or wallet size
photo here

Date of Birth: _____
Relation to **ME**: _____
Home Phone: _____
Cell/Other Phone: _____
Eye Color: _____
Hair Color: _____
Height/Weight: _____/_____

Home Add: _____
Email: _____
W/S Add: _____
W/S Phone: _____
W/S Evacuation Spot: _____

My Family Member



(write **Family Member** name above)

Glue a 2"x3" inch
or wallet size
photo here

Date of Birth: _____
Relation to **ME**: _____
Home Phone: _____
Cell/Other Phone: _____
Eye Color: _____
Hair Color: _____
Height/Weight: _____/_____

Home Add: _____
Email: _____
W/S Add: _____
W/S Phone: _____
W/S Evacuation Spot: _____

My Family Member



(write **Family Member** name above)

Glue a 2"x3" inch
or wallet size
photo here

Date of Birth: _____
Relation to **ME**: _____
Home Phone: _____
Cell/Other Phone: _____
Eye Color: _____
Hair Color: _____
Height/Weight: _____/_____

Home Add: _____
Email: _____
W/S Add: _____
W/S Phone: _____
W/S Evacuation Spot: _____

My Family Member



(write **Family Member** name above)

Glue a 2"x3" inch
or wallet size
photo here

Date of Birth: _____
Relation to **ME**: _____
Home Phone: _____
Cell/Other Phone: _____
Eye Color: _____
Hair Color: _____
Height/Weight: _____/_____

Home Add: _____
Email: _____
W/S Add: _____
W/S Phone: _____
W/S Evacuation Spot: _____

My Family Member



(write **Family Member** name above)

Glue a 2"x3" inch
or wallet size
photo here

Date of Birth: _____
Relation to **ME**: _____
Home Phone: _____
Cell/Other Phone: _____
Eye Color: _____
Hair Color: _____
Height/Weight: _____/_____

Home Add: _____
Email: _____
W/S Add: _____
W/S Phone: _____
W/S Evacuation Spot: _____

My Family Member



(write **Family Member** name above)

Glue a 2"x3" inch
or wallet size
photo here

Date of Birth: _____
Relation to **ME**: _____
Home Phone: _____
Cell/Other Phone: _____
Eye Color: _____
Hair Color: _____
Height/Weight: _____/_____

Home Add: _____
Email: _____
W/S Add: _____
W/S Phone: _____
W/S Evacuation Spot: _____

Family Pet

(write **Pet's** name above)

Glue a 2"x3" inch
or wallet size
photo here

Date of Birth: _____
Type: _____
Breed: _____
Color: _____
Eye Color: _____
Size: _____
Weight: _____

Shelter Name: _____
Shelter Phone: _____
Shelter Address: _____
Shelter Policies: _____

Local Emergency Phone Numbers

Emergency for Police, Fire or Medical Crisis	911
Pleasant Grove City Agencies	Phone
PG CITY HALL & ADMIN DEPT.	785-5045
PG MUNICIPAL COURT	785-9461
PG PUBLIC SAFETY: Animal Control, after hour Police Dispatch, Emergency Services, Fire Safety...	785-3506
PG ANIMAL SHELTER	785-3442
PG PUBLIC WORKS	785-2941
PG LIBRARY	785-3950
PG RECREATION DEPARTMENT	785-6172
PG SENIOR CITIZENS	785-2818
Utah County & State Agencies	Phone
UT Road Conditions 511	or 1-866-511-8824
County Animal Control	851-4080
County Attorney	851-8026
County Child Victim Assistance	851-8554
County Emergency Management	851-4130
County Fire Marshal	851-8341
County Street/Road Sign damage	851-8600
County Search and Rescue	851-4130
County Sheriff's Dispatch	851-4100
UT Poison Control Center	1-800-222-1222
UT Rape Crisis Center Crisis Line	801-377-5500
UT Red Cross	801-373-8580
UT Public Safety & Homeland Sec.	1-800-753-2858
UT Domestic Violence Info Line	1-800-897-5465

Other Important Contact Numbers

1. Neighbor: _____

Name: _____

Phone(s): _____

Address: _____

2. Relation/Title: _____

Name: _____

Phone(s): _____

Address: _____

3. Relation/Title: _____

Name: _____

Phone(s): _____

Address: _____

4 Relation/Title: _____

Name: _____

Phone(s): _____

Address: _____

Escape routes



Draw a floor plan of your home. Use a blank sheet of paper for each floor. Mark two escape routes from each room. Make sure children understand the drawings. Post a copy of the drawings at eye level in each child's room.

Where to Meet

Establish a place to meet in the event of an emergency, such as a fire. Record the locations in the "Reunion Points" page towards the front of the booklet.

Examples:

1. Near the home: For example, the next door neighbor's telephone pole
2. Outside the immediate area: For example, the neighborhood grocery store parking lot.

Security Words

Select a family code word and tell your child not to go with anyone who doesn't know the code. A secret code word only you share with those you TRUST, like Family or a Friend.

These are helpful in emergencies when you or your child is in danger but you don't want the person who is hurting you to know that you're alerting someone. But especially to make sure your child is always safe with the person they are with.

Family Code Word:

Evacuation Plans

When community evacuations become necessary, local officials provide information to the public through the media. In some circumstances, other warning methods, such as sirens or telephone calls, also are used. Additionally, there may be circumstances under which you and your family feel threatened or endangered and you need to leave your home, school, or workplace to avoid these situations.

Always:	If time permits:
Keep a full tank of gas in your car if an evacuation seems likely. Gas stations may be closed during emergencies and unable to pump gas during power outages. Plan to take one car per family to reduce congestion and delay.	Gather your disaster supplies kit.
Make transportation arrangements with friends or your local government if you do not own a car.	Let others know where you are going.
Listen to a battery-powered radio and follow local evacuation instructions.	Wear sturdy shoes and clothing that provides some protection, such as long pants, long-sleeved shirts, and a cap.
Gather your family and go if you are instructed to evacuate immediately.	Secure your home: Unplug electrical equipment, such as radios and televisions, and small appliances, such as toasters and microwaves. Leave freezers and refrigerators plugged in unless there is a risk of flooding. Close and lock doors and windows.
Leave early enough to avoid being trapped by severe weather.	
Follow the City's recommended evacuation routes. Do not take shortcuts; they may be blocked. Ask your city official.	
Be alert for washed-out roads and bridges. Do not drive into flooded areas.	
Stay away from downed power lines.	